


origin

DOORS AND WINDOWS

The Internal Door Collection





Introducing the Origin Internal Door...

Redefining your inner world

Blending open plan with the need for privacy – it's all about balance

Designed to transform your living area and make better use of your footprint, the Origin Internal Door range is a steel-look glazed wall and door system. Allowing for a combination of light, air and space, the OI-30 creates the perfect ambience in a home whilst also providing privacy.

Versatile by design, the customisable OI-30 complements every look, from contemporary to heritage. Bringing character, class and continuity of your style throughout your interior space, the OI-30 also fulfils those practical needs to zone off areas for quiet work, rest, and of course, play.

With a glass divide sightline of just 30mm, Origin offers more light and slimmer sightlines compared to some steel and aluminium alternatives. Origin's OI-30 is available as a single or French door - but the design options don't end there. All configurations can have fixed frames added to the top or sides, or can be coupled together with a corner post, allowing you to reinvent your space and bring your interior design dreams to life.



Product displayed:
OI-30 Single Door
Colour shown: Jet Black - 9005M



Reinvent your space, with style, flexibility and functionality

We live in a time whereby your home environment has a greater need to support flexibility, with many requirements all under one roof – including a blend of remote working and the usual noise and distraction of day-to-day life.

The OI-30 allows you to reinvent your space, with style, practicality and functionality in mind. Whether you want to establish a quiet place to work remotely, create a separate playroom for the children, or zone off an area for the dog to keep its muddy paws to itself, the OI-30 can do it all – while allowing for light and a sense of togetherness to remain.

At Origin, we pride ourselves on being at the forefront of the industry; continuously evolving and innovating to meet the needs of the UK market. It's how we develop every aspect of our range – and the Origin OI-30 Internal Door is no exception. Designed and manufactured by Origin here in the UK, the OI-30 Internal Door range offers homeowners, architects and interior designers a next generation solution to steel-look glazed doors, finally at an affordable price.



Here at Origin, our
vision is to *transform*
the way families enjoy
their home – from
inside to out

All about style...

Fully bespoke, the Origin OI-30 Internal Door is an interior designer's dream, as it can be configured and customised to complement your style and enhance your home's aesthetic.

To develop a full heritage aesthetic, you can choose to add more horizontal and vertical glazing bars.

If you are more inclined towards a minimalist or contemporary design style, you may choose to have fewer glazing bars, allowing for more light to pass through.

The different styles can be further enhanced by your choice of beading – a square bead gives a sharper look which can lend itself to a more edgy looking design, while the chamfered bead emulates the traditional putty line found on traditional steel doors.

Furthermore, ideal for minimising scratches and fingerprints, blackout panels can also be included. Alternatively, kickplates can be added for those times when you need to nudge the door open with your foot if your hands are full.



Product displayed: OI-30 Single Door
Colour shown: Jet Black - 9005M



Product displayed: OI-30 French Door
Colour shown: Jet Black - 9005M

Architectural variety and heritage...

With its architectural variety and heritage, entrances don't have standard sizes here in the UK. This is why any configuration of door or window that you choose from Origin is precision engineered to the nearest millimetre, according to your custom dimensions. While the main configurations feature single and French doors, the combinations and design opportunities – including the addition of fixed windows – mean there is greater flexibility to create your ideal opening.

Single door

With a maximum door width of 1,000mm and height of 2,500mm, a single door may stand on its own, but it doesn't hold back on letting light through and adding to the flow of your home. These are ideal for brightening up hallways, offices and bathrooms.

French door

Ideal for sectioning off living or dining areas, the French door creates a real statement, whether open or shut. The OI-30 French door's maximum frame width is 2,060mm, but windows can be added to the top and side to add to its magnificence.



Product displayed: OI-30 French Door
Colour shown: Jet Black - 9005M



Product displayed: OI-30 Single Door
Colour shown: Jet Black - 9005M



Product displayed: OI-30 French Door
Colour shown: Jet Black - 9005M



Product displayed: OI-30 French Door
Colour shown: Jet Black - 9005M



Product displayed: OI-30 French Door and Fixed Screens separated by an RSJ
Colour shown: Jet Black - 9005M

Corner configurations

By using a combination of single or French doors, along with a corner post and fixed frames, a corner configuration can be created, which offers even more possibilities to section out areas, even in the most unconventional space.

All Origin Doors can be used in either residential or commercial settings, but here is where a corner configuration really comes into its own. Creating either a breakaway room or central boardroom, they're truly unique in being able to develop an entire new room as big or as small as you require.

Fixed wall, fixed screen or room divider

Perfect for extending the wall of glass look within your home, a fixed frame can be placed above or alongside your door configuration to increase the height or add to the width.

Alternatively, if access isn't required, the OI-30 can be used as a standalone fixed screen.



Product displayed: OI-30 Corner Configuration
Colour shown: Jet Black - 9005M



Product displayed: OI-30 Fixed Screen
Colour shown: Jet Black - 9005M

Your internal doors, your way...



At Origin, we know that the addition of an internal door as special as the OI-30 will transform the way that you use your space, which makes their creation and manufacture all the more personal. Each door that you add is an expression of who you are in style, practicality and functionality. The OI-30 is pivotal in changing the way that you interact with your home, so we want to ensure that every element of your internal door is just as you would like it.

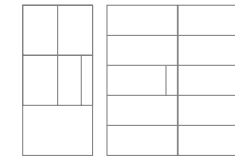
When you choose an OI-30 Internal Door, the only limit is your imagination.

Choose your preferred configuration using a combination of single doors, French doors and fixed frames and take the first step towards transforming your space.

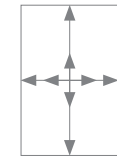
Working with your chosen Partner, specify your overall size and colour, desired set up, handle type and colour, locking mechanism, preferred beading style, whether you want the doors to open in or out, what style (if any) of splits or glazing bars you want and their frequency, and whether you want any further design or practical features such as kickplates or panels, and if instructed by you, they will direct us to create the design statement that is the Origin Internal Door.

Individual doors can be sized up to 1,000mm wide and up to 2,500mm tall, with the option to go up to 3,000mm in height by coupling a fixed light above, allowing you to really make a design statement.

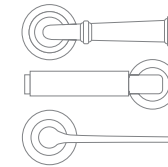
Your door, bespoke to you



Configuration



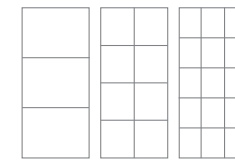
Overall size



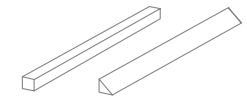
Handle style and colour



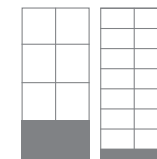
Hardware options




Glazing bars configuration



Beading option



Blackout panel or kickplate preferences



Open in or out

Product displayed:
OI-30 Fixed Screen
Colour shown: Jet Black - 9005M

A style for every circumstance...

Configuration options

Whether you would like a single office door or a configuration to suit a larger opening, such as a home gym or playroom, between your chosen Partner and Origin, we can bring your door together, exactly as you need.

Available as a single or French door, each style brings its own benefit.

Single doors are ideal for opening up hallways or delivering light to the office or bathroom. Your chosen installation Partner will also be able to work with you to choose the right glass option, whether it be reeded or frosted glass to offer up privacy on a bathroom door, or a clear glass option to maximise light flooding through a hallway.

French doors create a real statement, whether open or shut, and are perfect for sectioning off living and dining areas.

Using a combination of single or French doors, along with a corner post and fixed frames, an additional room can be created, which works particularly well within commercial environments.

All configurations are able to include fixed frames either next to or above a set of doors to emulate the classic steel aesthetic. Alternatively, they can be used as a standalone option to divide areas out.



Product displayed: OI-30 French Door
Colour shown: Jet Black - 9005M



Handled with style...

From the accented bushes in the hinges through to the acoustic brush seal at the bottom of the door, precision engineering was core to our design intent, and that's certainly the case when it comes to our handles.

A door's handle is absolutely fundamental to how a door looks and feels. It's the first detail your eyes are drawn to, and the first point of contact when you open the door. A handle should complement the design style of the door whilst also reflecting the design intent of the surrounding interior. Our hardware range is designed to allow you to do just this.

Truly stunning and highly versatile, our Signature Knurled range - the heart of our handle collection - offers a unique and ergonomic experience. This handle works in just about every design style whether that be contemporary or heritage.

If your interior leans towards a modern clean look, our Contemporary handle collection is sleek by design and well tailored to a minimalist taste.

Great for traditional style doors, our Heritage handle collection is available in matt black and hammered pewter. Regardless of whether you opt for Heritage Classic or Heritage Edged, it's designed with the traditionalist in mind.



Signature Knurled Handle

Antique Brass*
Matt Black
Matt Bronze
Satin Brass
Satin Nickel



Contemporary Handle

Antique Brass
Matt Black
Matt Bronze
Satin Brass*
Satin Nickel



Standard Handle

Matt Black*



Heritage Classic Handle

Hammered Pewter*
Matt Black



Heritage Edged Handle

Hammered Pewter*
Matt Black



Antique Brass

Matt Black

Matt Bronze



Hammered Pewter



Satin Brass



Satin Nickel

*Handle colour shown.

Signature Knurled Handle in Satin Brass

Hardware options

If budget is top of your agenda or you're after more understated hardware, you can achieve a sharp looking set of doors with our Standard handle.

All of the handles are spring-loaded – delivering a satisfying “clunk” when shut – and are designed to last a lifetime.

In order to offer a seamless finish, our hinges are available in four attractive colours – black, polished

brass, satin brass or satin steel, allowing you to either colour coordinate with the handles or make it a focal point on the door.

Furthermore, turn and release latches and half rose door stops are available to offer a fully colour suited solution.

Hinges



Black



Polished Brass



Satin Brass



Satin Steel

Turn and Release



Antique Brass



Matt Black



Matt Bronze



Satin Brass



Satin Nickel

Half Rose Door Step



Antique Brass



Matt Black



Matt Bronze



Satin Brass



Satin Nickel



Satin Brass Hinge

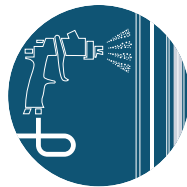
Colour you happy...

The possibilities are endless



Enhancing the simplicity and effortless style of the OI-30's design, the slim frames are available in over 150 RAL colours, ensuring they can complement and add to the flow of your internal space.

Ranging from bright primary shades through to candy pastels and deeper earthy tones, our extensive colour palette is guaranteed to offer inspiration to homeowners and interior designers alike.



Sleek and luxurious, the frames create a decor focal point and seamlessly blend your furniture and interior design style for a visually striking finish.

Visually grounding, whether you prefer a contemporary Soho loft or traditional heritage look, the slim sightlines and sleek style of the frames come together to create a look that speaks to your soul.



Jet Black - 9005M


Product displayed:
OI-30 Single Door
Colour shown: Jet Black - 9005M

Make it everything you've always wanted, make it yours

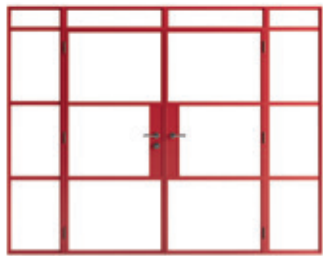
Such a look deserves the utmost care – especially as internal doors support life's everyday comings and goings – which is why the OI-30 receives the same highly durable powder coating as our external doors and windows.

The result is a finish that is truly flawless and smooth to the touch. Qualities synonymous with Origin.

With a finish that withstands the relentless knocks and scrapes of constant use as well as the UV coming off lighting, your Origin Internal Doors will look consistently fresh and new throughout all of your wallpaper and furnishing design changes.



Fir Green - 6009M



Carmine Red - 3002M



Oyster White - 1013M



Anthracite Grey - 7016M



Delivery will be made to your chosen Partner and their availability will dictate your installation date.



Product displayed: OI-30 French Door
Colour shown: Carmine Red - 3002M



Product displayed: OI-30 French Door
Colour shown: Jet Black - 9005M

Innate strength inside your home...

It would not be possible to create such a slimline steel-look glazed system with anything but the premium-grade aluminium that we use in Origin's products. Weighing 67% less than steel, its innate strength supports large expanses of glass – even with sightlines of just 30mm. It's the combined quality, strength and dependability that aluminium brings that allows Origin to provide such long guarantees.

While we deliver on style, aesthetics, industry-leading guarantees and unbeatable delivery times, we can't forget our responsibility to the environment.

Aluminium is our material of choice because of the many benefits that it brings to our products, and also because it is infinitely recyclable. We care about the resources we use for our products – not only where they come from and how they are produced, but where they end up.

Our continual improvement in this area has allowed us to achieve the internationally renowned ISO 14001 accreditation, which assesses the environmental management system that we have in place.

We are constantly reviewing and refining our processes, to ensure that we are doing things in the right way, and that customers can buy from us with a clear conscience. ISO 14001 gives you the reassurance that Origin acts ethically, legally, is environmentally aware and exercises best practice in all that we do, and we will constantly review how we can improve.



Read more about our quality and environmental accreditations on page 19 and 21.

Precision engineering with incredible lead times...

Created completely bespoke and fully customisable, each internal door is precision engineered to the nearest millimetre to fit your space, and finished with your choice of configuration and accessories, ready to be enjoyed in your home before you know it.

Turnaround times for such intricate manufacturing are unheard of, and Origin is proud to be able to continue to lead the industry.

This is largely thanks to the way that we work: all Origin products are designed and manufactured in the UK by us, and we have complete control over production, from start to finish. This all comes together to ensure we can deliver incredible lead times, enabling you to complete your dream home, quickly.*



**Delivery will be made to your chosen Partner and their availability will dictate your installation date.*



Product displayed: OI-30 French Door
Colour shown: Jet Black - 9005M



Turn and Release in Antique Brass



Product displayed: OI-30 French Door
Colour shown: Jet Black - 9005M



Product displayed: OI-30 French Door
Colour shown: Jet Black - 9005M



Heritage Classic Handle in Hammered Pewter

A private moment...

While most internal doors will simply feature a handle and a latch, there will be those rooms which require a bit more privacy – such as the office, for those online calls that you could do without a family member appearing on the screen with you, or, of course, the bathroom.

In this instance, you're able to specify a turn and release lock as opposed to just a standard latch, enabling you to lock yourself away for a brief moment of calm.

French doors feature manual shootbolts fitted top and bottom, along with a flush finish shootbolt keep to fit into the floor. In order to keep a symmetrical aesthetic, French doors can also be fitted with a handle on each door. One handle operates the lead door while the secondary handle is purely for visual symmetry and does not operate.

The handle is set on a 90mm wide lock block that is a fundamental steel door design feature. The lock block will vary in its height from the ground depending on the number of glazing splits, so be sure to position it appropriately in order to achieve your desired handle height. If required, the lock block can run the full height of the door.

Going through it all, with you...

Designed and manufactured by Origin in our state-of-the-art UK factory, the OI-30 Internal Door has been developed to perform and built to last. Like everything Origin, this is not a standard way of doing things – most other doors and windows on the market have been designed by one company and built by another, but we do it all, giving us greater control over the materials, components and manufacturing techniques from start to finish.

No matter which system you choose, you can rest assured that every aspect has been rigorously tested for quality and leaves the Origin factory at a consistently unparalleled standard. Our quest for perfection, combined with precision engineering and uncompromising quality control, puts us at the forefront of design and manufacturing excellence. We're so confident in our craftsmanship, processes and products that we offer an industry-leading guarantee of up to 20-years on parts for complete peace of mind.*

At every stage of the manufacturing process, we have extensive quality checks taking place. Our robust quality management system and subsequent accreditation of ISO 9001 demonstrates that it's something we take incredibly seriously. Our quality and strive for continuous improvement leaves you with a product that you can feel rest assured will support you and your family's lifestyle.

Product displayed: OI-30 French Door
Colour shown: Jet Black - 9005M



**Visit origin-global.com for full Terms and Conditions.*

Read more about our quality accreditation on page 19.



Product displayed: OI-30 French Door
Colour shown: Jet Black - 9005M

Our accreditations...

At Origin, we pride ourselves on providing best quality products backed by best levels of service and efficiency. Put simply, our aim is to continuously learn, evolve and improve.

We are well known for having rigorously high standards in everything that we do. We're also known for innovation, but we never want to settle: if there's a way that we could do something better, we will find it.

This ethos has been instilled throughout Origin. Whether it's a process, product offering or even the company's sustainability, we have created a culture that encourages continuous improvement.

To demonstrate our commitment and as a way of measuring our performance, we work towards gaining certain prestigious accreditations. Our achievements show a strong moral and ethical intent in how we operate and how we try to do things the best way, not because we are told to do so, but because we think it is the right thing to do.

Here are some of the ways in which we continuously aspire and strive to be better.

ISO 9001 – Quality Management

ISO 9001 is an international standard that assesses a company's quality management system. Having first achieved it in 2013, the fact that we are still certified means that we have a track record of consistently providing products and services that meet both customer and regulatory requirements.

It's something that we take very seriously and its influence is integrated into every process. Key areas of this include:

Product quality – to ensure a product's overall manufacture is flawless, we have checks in place to guarantee you the best quality.

A few examples are:

- Supply chain – an inspection at the point of delivery and before going into manufacturing. If anything is spotted, it's documented and raised with the supplier.
- Production – there are quality checks at every station, not only to look over the previous person's work, but to review the quality of the overall build.
- Equipment – a robust maintenance schedule for machinery and equipment ensures consistency.
- Pre-delivery – before products are packaged and loaded ready for delivery, there's another thorough check to ensure nothing's happened whilst being moved from station to station.

Feedback – as part of our mission to always innovate, whether it's from internal or external stakeholders, feedback is imperative. We are very proactive at bringing this type of information back into the business and learning, as it gives us an opportunity to improve.

Training and development for our employees – meaning we're better at understanding the good, the bad, and what we can do better.



FS 584084



ISO 45001 – Health and Safety Management

Whether it's through improving homes with our products, or in our workplace, people are at the heart of everything that we do at Origin, so we are very proud to have achieved a triple badge accreditation when we received our latest accolade – ISO 45001.

ISO 45001 recognises our commitment to employee safety and reduction in workplace risks to create a better, safer working condition.

We have spent time reviewing all the activities that go on within the offices, manufacturing centres and warehouses, and have created a full risk log which will link up to our current risk assessments. These are fed back so they can be actioned to be rectified or developed into an improved method of operating.

We actively encourage our teams across the business to report any observations that they have so that we can continue to improve and ensure that safety at Origin is at the best standard possible, for everyone.

This means that you can buy from our range safe in the knowledge that we are minimising risks as much as we can for optimum safety.



OHS711491



Product displayed: OI-30 French Door

Colour shown: Jet Black – 9005M

ISO 14001 – Environmental Management

Now more than ever, we need to be aware of the impact our operations may have on our environment; the legal obligations we must adhere to, and ensuring we are doing things the right way.

The internationally renowned ISO 14001 accreditation measures the environmental management system that we have in place. It's a subject that's very close to our hearts, which is why working towards this standard was an easy decision.

We care about the resources we use for our products – where they come from and where they end up. To add to this, we aim to be zero waste to landfill and have already put into place many positive changes to make this happen. We want our customers to buy from us with a clear conscience and feel that ISO 14001 can prove that Origin is taking responsibility, acting ethically, legally and exercising best practice in all that we do.

Our environmental management system covers:

- Waste management and energy targets – to reduce our consumption and impact on the environment. Helpful hints, tips and reminders are prompted to all staff regularly, so that they can join us in our goal and see how small changes to their work practices can have a big impact.
- Product design and lifecycle – recyclability and sustainability are a design priority for us.
- Supply chain – choosing suppliers that are aligned with our ethos and vision. This is applicable not only when bringing on new suppliers, but also working with existing ones to better their carbon footprint – whether that's minimising packaging, reusing or even our drivers picking up the materials on their routes, rather than a supplier sending their own fleet, we are constantly reviewing how we can improve.



EMS 745310

Rest assured...
with Origin, all
of our products
are exclusively:

- designed
- engineered
- manufactured
- delivered
- guaranteed
- supported

...in the UK, by us



Signature Knurled Handle in Satin Brass



Signature Knurled Handle and
Turn and Release in Matt Black

Practical information...

Glass and glazing

The Origin Internal Door Collection is able to accommodate 4mm, 6mm or 6.8mm glazing units. If directed by you, your chosen Partner will be responsible for sourcing the glass, and they should be able to guide you through the process of selecting what's right for you, whether that be clear, frosted or reeded options.

The latter offers the flexibility of light being able to travel through the home whilst concealing perhaps the laundry in the utility room, or offering privacy for a bathroom.

The manufacturer

In the fenestration industry, the brand of the product is rarely the company that manufactures it. A major consequence of this method means that quality can vary drastically between one manufacturer and another, so there is no guarantee that the doors produced are to the parent company's specification and quality standards. This is where Origin are different. Unlike the rest, Origin keep full control of the product from start to finish.

The next step...

Once you're set on turning your house into an Origin Home through the installation of award-winning doors and windows, visit origin-global.com to find your local Origin Partner and details of their showroom.

Whilst our nationwide network of Partners are independent companies from Origin, they have been offered training to ensure you receive the greatest quality product that's backed with a reliable and helpful service.

If instructed to by you, your Origin Partner or third party installer will be undertaking your installation, so they are best placed to discuss your building project and costs with.



Origin is the UK's leading manufacturer of aluminium architectural solutions.

Now award-winning and operating internationally, Origin began in 2002 as a family company dedicated to the design, creation and manufacture of the UK's best quality doors, backed by uncompromising levels of service.

Cousins, Neil Ginger and Victoria Brocklesby, have since worked relentlessly to perfect the design and functionality of bi-folding doors, and to create and maintain the highly respected reputation for quality and service that they have today, while expanding the range to include Internal Doors, Residential Doors, Sliding Doors and Windows.

As the business has continued to grow and diversify, the foundations of family ethos, pride and ownership in all stages of production firmly remain.

Origin Global HQ, Stuart House,
Castle Estate, Coronation Road,
Cressex Business Park,
High Wycombe,
Buckinghamshire,
HP12 3TA

t 0808 168 5816
e enquiry@origin-global.com
w www.origin-global.com

Origin USA, Inc.
573 Paul Morris Drive,
Englewood,
Florida,
34223
USA

t +1-941-484-4861
e info@originbifolds.com
w www.originbifolds.com

Origin Middle East and Africa,
Oryx Door Systems LLC,
28 29th Street,
Al Quoz Industrial Area 4,
Dubai, United Arab Emirates
PO Box 282696

t +971-4-341-9447
e info@originuae.com
w www.originuae.com

